

Budget Planner

Date: ____/____/____

Fortnightly Expenses: Complete sections A – F to calculate regular fortnightly expenses.

A Housing (fortnightly)

Rent/Board or
Mortgage \$ _____
Electricity \$ _____
Gas \$ _____
Water \$ _____
Telephone \$ _____
Other \$ _____

Total A \$ _____

B Personal (fortnightly)

Mobile Phone \$ _____
Cigarettes \$ _____
Hobbies/Sport \$ _____
Alcohol \$ _____
Entertainment \$ _____
Other \$ _____
Other \$ _____

Total B \$ _____

C Food (fortnightly)

Lunches \$ _____
Supermarket \$ _____
Butcher \$ _____
Market \$ _____
Takeaway \$ _____
Pet food \$ _____
Other \$ _____

Total C \$ _____

D Debts (fortnightly)

Personal loan \$ _____
Car loan \$ _____
Credit card \$ _____
Rent of TV/
fridge/computer \$ _____
Other \$ _____

Total D \$ _____

E Education (fortnightly)

School books \$ _____
Stationery \$ _____
Photocopying \$ _____
Child Care \$ _____
Other \$ _____
Other \$ _____

Total E \$ _____

F Transport (fortnightly)

Public transport \$ _____
Petrol \$ _____
Other \$ _____
Other \$ _____
Other \$ _____
Other \$ _____

Total F \$ _____

Annual Expenses: Complete G – I to calculate fortnightly costs of yearly and irregular expenses

G General Expenses (yearly)

Car registration \$ _____
Car insurance \$ _____
Car maintenance \$ _____
House insurance \$ _____
Council rates \$ _____
Health insurance \$ _____
Other \$ _____

Total G \$ _____

Divide by 26 to calculate
fortnightly amount

Fortnightly G = \$ _____

H Education Expenses (yearly)

University fees \$ _____
Text books \$ _____
Uniforms \$ _____
Course materials \$ _____
School fees \$ _____
Other \$ _____
Other \$ _____

Total H \$ _____

Divide by 26 to calculate
fortnightly amount

Fortnightly H = \$ _____

I Personal Expenses (yearly)

Haircuts \$ _____
Clothes \$ _____
Shoes \$ _____
Medical \$ _____
Dental \$ _____
Other \$ _____
Other \$ _____

Total I \$ _____

Divide by 26 to calculate
fortnightly amount

Fortnightly I = \$ _____

Expenses – fortnightly

Housing **A**\$ _____ +
Personal **B**\$ _____ +
Food **C**\$ _____ +
Debts **D**\$ _____ +
Education **E**\$ _____ +
Transport **F**\$ _____ +
General **G**\$ _____ +
Education **H**\$ _____ +
Personal **I**\$ _____ +
Emergencies \$ _____

Total all expenses = \$ _____

Income – Fortnightly

Source of Income


_____ \$ _____
_____ \$ _____
_____ \$ _____
_____ \$ _____

Total all income \$ _____

Less total all expenses \$ _____

Balance \$ _____

Working Out Your Budget



What is a Budget??

A budget is simply an organised way of managing your finances. It enables you to identify and balance money coming in (income) and money going out (expenditure). A budget assists you to plan for the week, month or year ahead and identify the type of lifestyle you will be able to afford.

Who needs a Budget??






EVERYONE!!!! As a student with a very limited income you might think that budgeting is a pointless activity. In fact, the less money you have to live on, the greater the necessity to budget. Budgeting enables you to make the best use of the limited resources you have.

Steps in working out a budget

1. You first need to identify where your money is going so that your budget will be based on realistic estimates of your expenses. In a diary, record for one month exactly where every cent of your money goes.
2. Keep an accurate record of your income for the same month. Write down any income on the day that you receive it – this can include salary, government assistance, assistance from parents/partner, etc.
3. In your diary also keep track of your bank balance. Record your balance at the beginning of each week. Then you can tell whether you are relying on savings at any time during your pay periods.
4. Use the above information to work out your budget on the Budget Planner over the page.



Budgeting Tips

- 1.  Begin by overestimating your expenditures – focus on wants as well as needs. Once you compare this with your income, make some decisions about where to cut back as needed. The fall-back position is “What do I need?”
- 2.  Don't make your budget too inflexible or too tight – if you do, the time will come when you won't be able to stick to it any longer.
- 3.  Follow your budget for three months and then review – can it be improved??
- 4.  Budgets often fail because people don't plan for irregular predictable expenses. Plan for unexpected costs (medical, car repairs, etc.) by regularly putting money aside for 'emergencies'.
- 5.  If your budget ends up in the red, don't panic!! Ask yourself the following questions and make the necessary adjustments:
 - i. Can you remove any of the expenses?
 - ii. Can you reduce some of the expenses?
 - iii. Could you handle a part-time job?
 - iv. Could you ask your family for some (more) money?
 - v. Would a Student Loan be of any help?
 - vi. Would you consider being a part-time student for a while and working full-time? This may allow you to accumulate some savings.



**Student
Services**

Services to help you with your studies and life

Hobart: 6226 2697 Launceston: 6324 3787

Burnie: 6430 4949

www.studentservices.utas.edu.au